

Edgebanding at its best – small, powerful, precise

UNO 1302

The professional
entry level model!



PRODUCTIVITY AND PRECISION



Getting started has never been easier

The UNO 1302 is compact, fits into virtually any corner and is highly versatile. HOLZ-HER has engineered all of its know-how into a machine just three meters long. The high stability and stiffness of the frame ensure precise part guidance. The machine is ready to use within the shortest possible time. Just set up and start working efficiently – this is the idea behind the UNO 1302. Getting started with professional edgebanding has never been so simple.

- The five powerful units, some with a sensing capability, process cut-length and coiled edging up to 3 mm.
- Simple height positioning to workpiece thickness and stable mechanical clamping with pressure bridge.
- Powerful feed motor for driving transport belt.
- Highly adhesive surface pads on the belt transport the workpiece accurately through the machine.

Convincing performance, simple operation and unbeatable price/benefit ratio are strong arguments for the UNO 1302 from HOLZ-HER

■ Edging feed 1806

Fully automatic, user-friendly feed of cut-length and coiled edging. No tools required for change-over.

■ Glue application 1906 MG


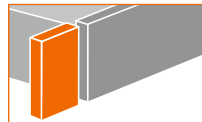

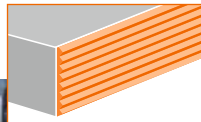


The patented HOLZ-HER cartridge system – nozzle technology ensures secure retention and clean joints. With the alternative granulate chute the glue can be processed in granulate form and applied with the 1906 MG nozzle system.


■ Pressure unit 1912

High-quality 2-roller pressure unit for clean gluing, first roller motor-driven.

■ End trimming unit 1822

End trimming unit with precision cut, can be pivoted manually for end trimming on chamfer.





Low heat-up time – 3 minutes!

- More production time
- Lower power requirement

Glue application system 1906 MG

The UNO 1302 is equipped with the patented HOLZ-HER cartridge system.

- Glue is applied exactly as required. This saves costs and optimises quality.
- The glue does not discolour or burn, since always only the required amount of glue is melted in the closed system.
- One particular strength is the simple cartridge exchange. This makes it possible to change over from EVA to PUR glues or to different colours of glue quickly and rationally.
- Extremely short heat-up time of 3 minutes.



Modern control system for the UNO 1302

The concept of the UNO 1302 is also reflected in the control system. The attractive and clearly arranged display allows the edgebander to be operated simply and intuitively.

- Quickly ready for use
- Clear display
- Graphically arranged controls
- Temperature-controlled heating system for a uniform glue temperature
- Selector switch for cut-length or coiled edging
- ON/OFF selector switch with flat scraper option

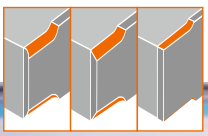
■ Cutter unit 1825

Cutter unit 1825, equipped with radius cutter (max. R 3), diamond-coated, or chamfer cutter (15 degrees), diamond-coated, or flush cutter (carbide-coated).

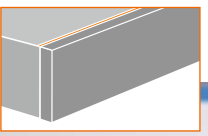
■ Free space for final processing

Final processing if desired. Options allow the free space to be equipped with a flat scraper [1] a radius scraper [2] or a buffer unit [3]. The radius

scraper smoothes radiuses and chamfers perfectly. The buffer units serve for final finishing on edges and flat surfaces.




[1]



[2]



[3]



Units – optional equipment

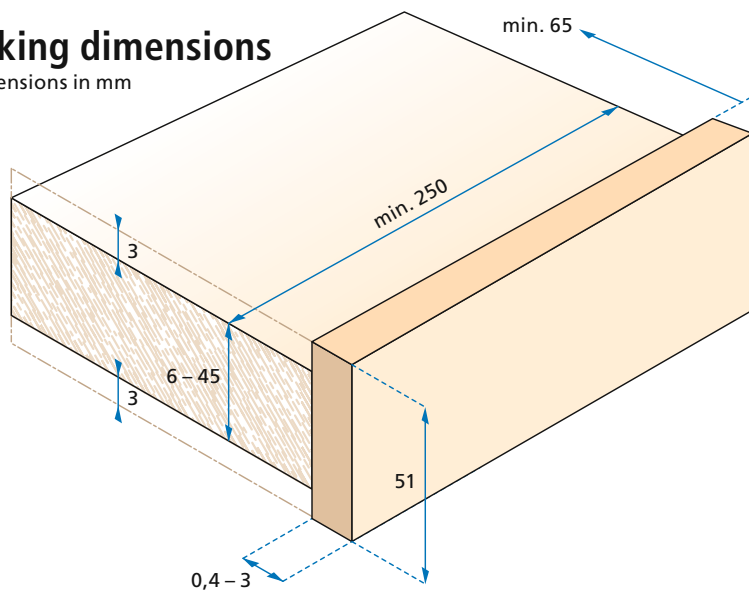
	Standard	Optional
Edging feed 1806	✓	–
For cut-length and coiled edging		
Glue application system 1906 MG	✓	–
Glue can be processed in cartridge or granule form. For EVA and PUR glues		
Pressure unit 1912-1	✓	–
Two pressure rollers, one roller driven		
End trimming unit 1822	✓	
Manually pivoting 0/10 degrees		
End trimming unit 1822	–	✓
pneumatically pivoting 0/10 degrees		
Cutter unit 1825	✓	
2 x 0,6 kW, 300 Hz, 18 000 min ⁻¹		
Flat scraper 1964	–	✓
Insert-controlled at top and bottom or		
Scraper unit 1929	–	✓
Smoother of radiuses and chamfers on plastic edgings or		
Buffer unit 1940	–	✓
Two textile discs, pivoting		

Technical data

	1302
Machine dimensions	
Total length in (mm inches)	3 060 120.47
Weight (kg)	900 900
Feed rate	
Feed rate (m/min ft/min)	10 32.81
Dust extraction	
Air flow rate (m ³ /h ft ³ /h)	570 20134
Static vacuum (Pa)	1 650 1650
Min air velocity (m/sec ft/sec)	20 65.62
Connector dia. (mm inches)	1 x 100 1 x 3.94 1 x 80 1 x 3.15
Compressed air	
Compressed air connection (bars)	6 6

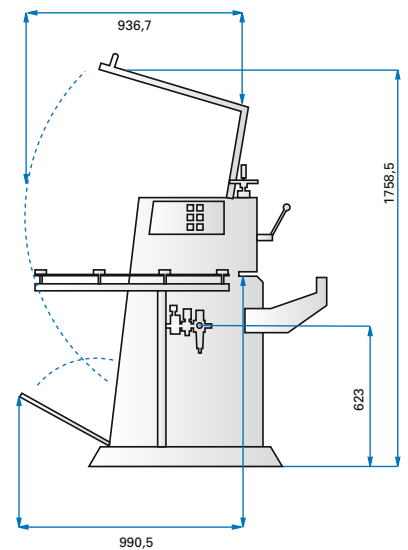
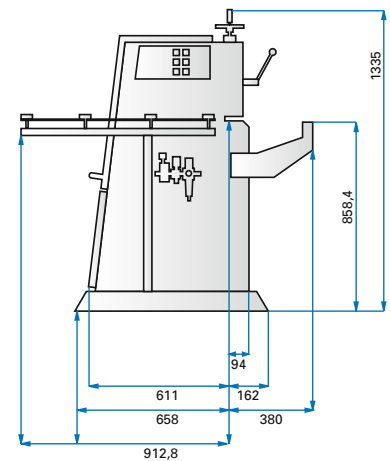
Working dimensions

All dimensions in mm



The technical data specified is intended for reference only. HOLZ-HER woodworking machines are subject to constant development and are therefore subject to modification without prior notice. The illustrations are therefore not binding. The machines illustrated may contain special features not included as standard features. Please ask your HOLZ-HER dealer for details on the features included. We reserve all rights to change design and features without prior notification.

UK – HOLZ-HER 3295 40 – Printed in Germany/Imprimé en Allemagne
 Printed on: 14.03.2014 – First edition: 12.09.2008



Your authorised HOLZ-HER Dealer



HOLZ-HER GmbH
 D-72622 Nürtingen

Tel.: +49 (0) 7022 702-0
 Fax: +49 (0) 7022 702-101
www.holzher.com