

EASYSTOP

Automatic positioning system

- faster, more comfortable and more precise -



PRECISE

+/- 0.1 mm

repeatability

POWERFUL

max. 60 kg

workpiece weight

FAST

up to 60 m/min

travelling speed



No matter which manual machine - the EasyStop is the perfect match

You've never cut, drilled or milled that easy! No matter which recurring process it is - with the EasyStop this process is perfectly automated.

Start with automation and benefit from the comprehensive functionality of the automatic positioning system from the first minute - which offers you more than just driving to the next position.

The most important technical data			
■ Travelling distance of the system	max.	1550 / 3450 / 4000 / 5450 / 7250 / 9350 / 11300	mm
■ Total length of the system (without workpiece support)		2130 / 4030 / 4580 / 6030 / 7830 / 9930 / 11880	mm
■ Travelling speed	max.	60	m/min
■ Repeatability		+/- 0.1	mm
■ Workpiece weight to be transported	max.	60	kg
■ Holding force	max.	1650	N

Technical changes reserved. Illustrations in this brochure may contain optional items or equipment that are not included in the standard specification. Protective covers have been partially removed for photographing.

The automatic positioning system EasyStop handles the positioning of workpieces on almost every machine. The EasyStop helps you to perform the usual work faster, more comfortable and more precise.

Your personal benefit? You can easily find this yourself. How many length stops do you have with your orders and how often do you have to fold them back and forth? Not once with the automatic positioning system EasyStop!

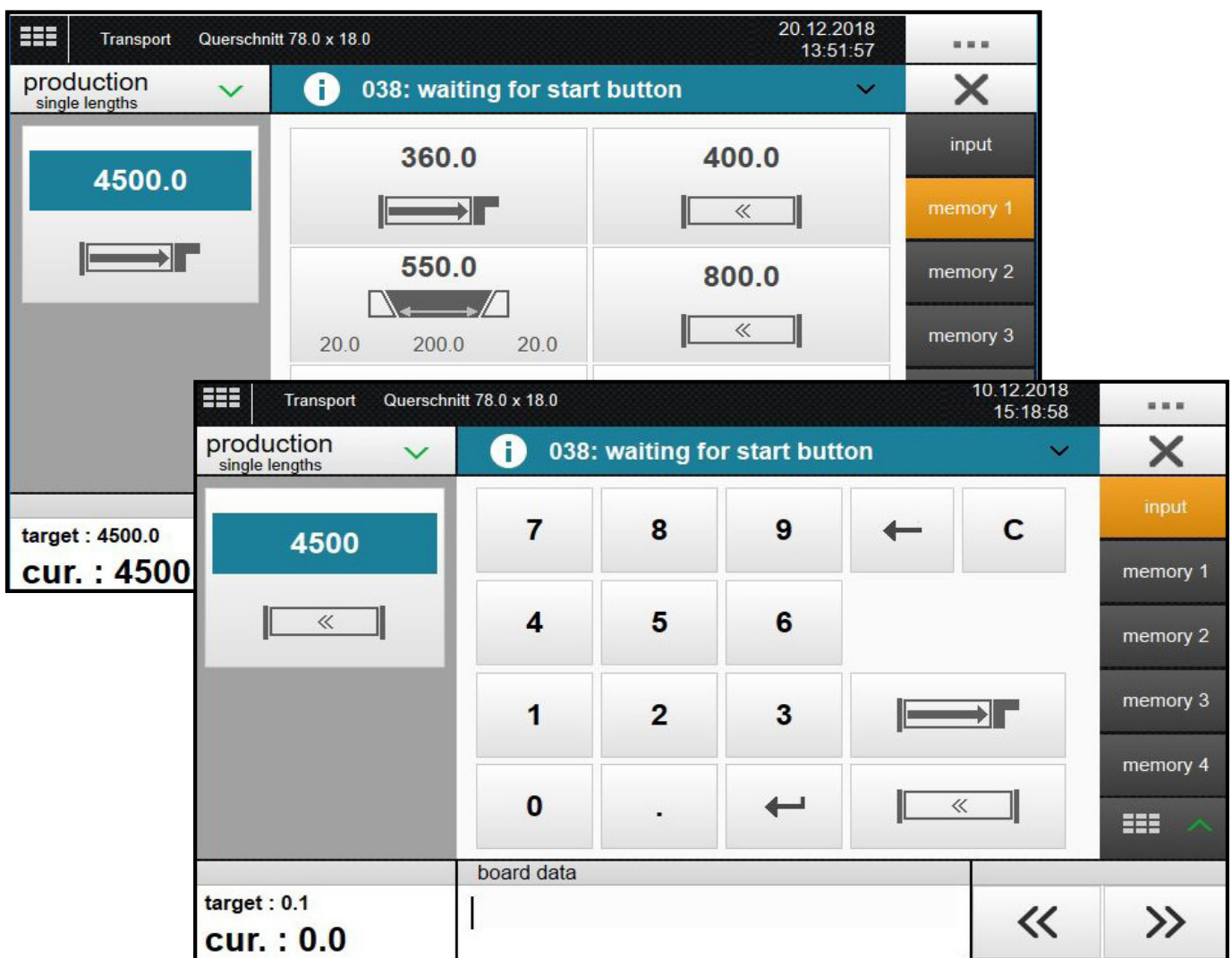
Adjusting the stops to a new dimension, performing sample processing and controlling dimensional accuracy are things of the past. All that time will be available to you in the future for your main activities.

„List production“ - Call up list and start producing immediately.

<div> <div>1</div> <div>1</div> </div> <div>Transport</div> <div>cross section 78.0 x 18.0</div> <div>20.12.2018 11:25:35</div> <div>...</div>							
<div>production</div> <div>lists</div> <div>✓</div>		<div> <div>i</div> <div>038: waiting for start button</div> <div>▼</div> </div>					
<div>lists</div> <div>◀◀</div> <div>...</div> <div> <div>▼</div> </div> <div> <div>Anschlag</div> <div>100.0 x 40.0 mm</div> </div> <div> <div>Optimieren</div> <div>3500.0 mm</div> <div>120.0 x 60.0 mm</div> </div> <div> <div>Transport</div> <div>5000.0 mm</div> <div>78.0 x 18.0 mm</div> </div>		act.	length	x N	req.	cur.	rem.
1		<input checked="" type="checkbox"/>	1000.0	2	10	1	9
2		<input checked="" type="checkbox"/>	400.0	1	20	0	20
3		<input checked="" type="checkbox"/>	840.0	3	0	0	0
4		<input type="checkbox"/>	0.0	0	0	0	0
		<div>fixed length</div> <div>cross section</div> <div>settings</div>					
<div>target : 5000.0</div> <div>cur. : 0.0</div>		<div>board data</div> <div>1000 1000 400 840 840 840</div>					
		<div>◀◀</div> <div>➡➡</div>					
		<div>show columns</div> <div>...</div> <div>delete current numbers</div> <div>activate all</div> <div>deactivate all</div> <div>scan barcode</div> <div> <div>...</div> <div>✓</div> </div>					

- CREATE, IMPORT AND SAVE UP TO 500 LISTS OF 350 LENGTHS EACH
- CONSIDERING THE TARGET / ACTUAL COUNT
- ENTERING AN IDENTIFICATION
- MANUAL PROCEDURE POSSIBLE AT ANY TIME
- 2 OPERATING MODES
(STOP SYSTEM / ACTIVE WORKPIECE TRANSPORT)

„Individual part production“ - Enter dimension, acknowledge and the next position is approached immediately.



- EASIEST AND INTUITIVE OPERATION
- VALUE INPUT DIRECTLY AT THE TOUCH SCREEN
- MANUAL PROCEDURE OF THE STOP POSSIBLE AT ANY TIME
- SAVE UP TO 48 VALUES
- 3 OPERATING MODES
(STOP SYSTEM, ACTIVE WORKPIECE TRANSPORT WITHOUT / WITH ANGLE FUNCTION)

Comfort starts with the operation


The simple, intuitive operation and input takes place via the OptiCom 10" touch screen. The clear presentation shows all information at a glance and guarantees learning in the blink of an eye - regardless of previous knowledge.

Paper list or digital file - production lists can be created quickly and easily directly on the operator panel or comfortably transmitted via USB or Ethernet connection. The reading of barcodes is optionally also available.



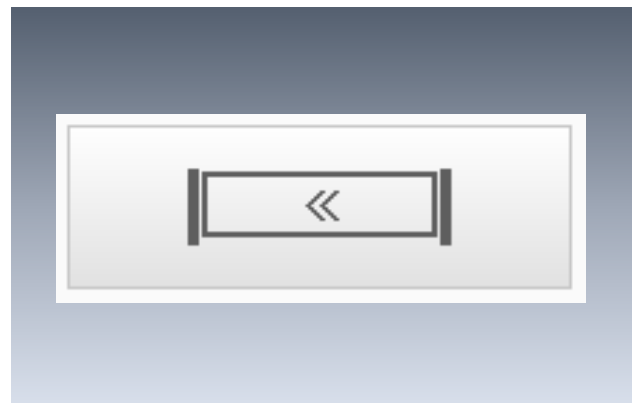
Stop system

The operating mode stop system replaces one-to-one working with manual position or length stops. The workflow remains the same - enter the desired position, align the workpieces against the stop and machine the workpiece. Time-consuming, recurring ancillary activities are completely eliminated with the automatic positioning system.



Active workpiece transport

If you do not want to align the workpiece to the stop after each machining, this step can be done automatically in the future. Starting from a loading position, the automatic positioning system EasyStop transfers the workpiece by the entered dimension. The machining width of the tool is, of course, taken into account when approaching the next position and it is stored as a machine parameter.



Angle machining

Makes the processing of workpieces with angles not equal to 90 degrees easier than ever! Based on the operating mode „active workpiece transport“, the angle function is easy to activate via the setup.

The operator is informed step by step via the interactive input form which information is currently required. The control system ensures the appropriate calculation of the information and positioning of the workpiece.





Product Unit Cutting / Gluing

WEINIG DIMTER GMBH & CO. KG
Rudolf-Diesel-Str. 14–16
89257 Illertissen
Germany

Phone +49 (0) 73 03 / 15-0
Fax +49 (0) 73 03 / 15-199
info-cutting@weinig.com
www.weinig.com